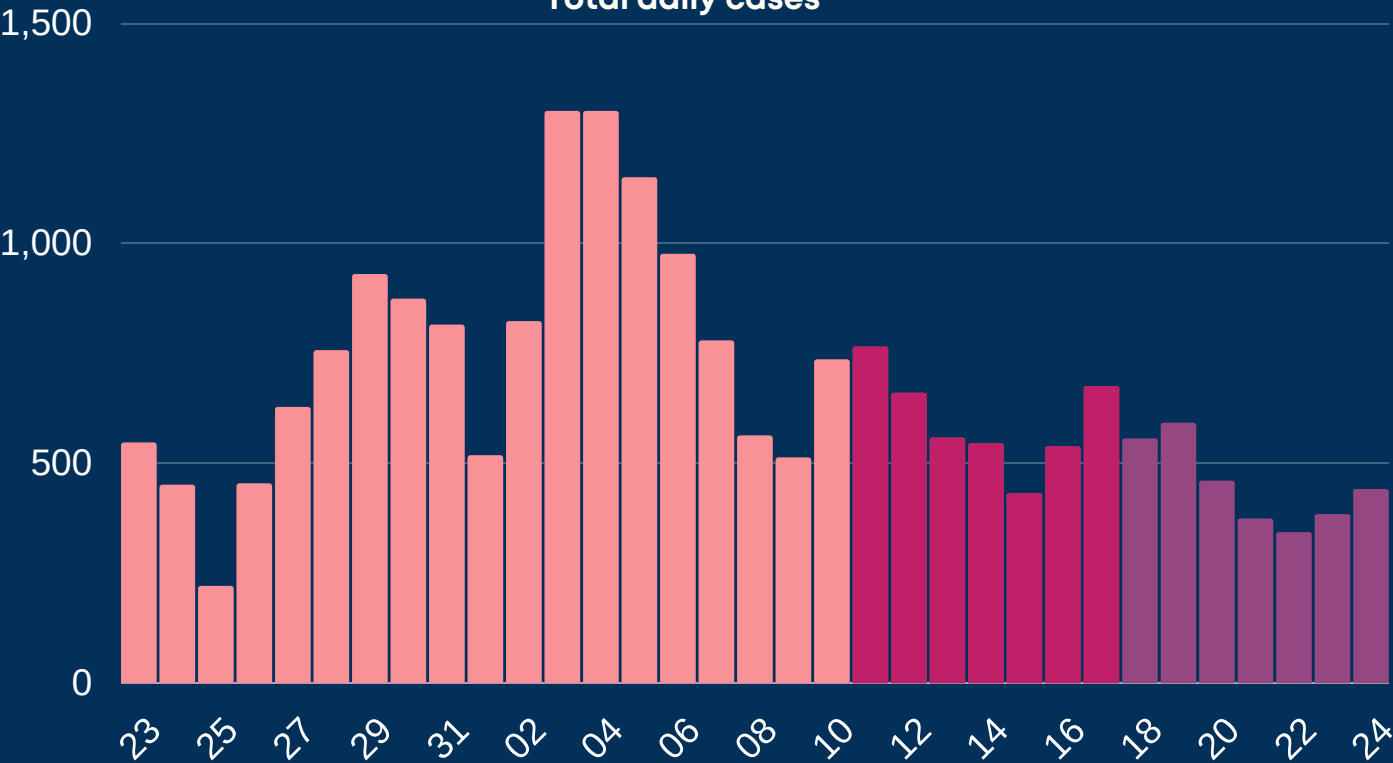




Newcastle COVID cases

Total daily cases



December - January

Figures based on provisional data

Thursday 27 January 2022

↓ New cases in last 7 days 3122

↓ New cases in previous 7 days 4145

Case rate per 100,000 population

↓ Newcastle 1031

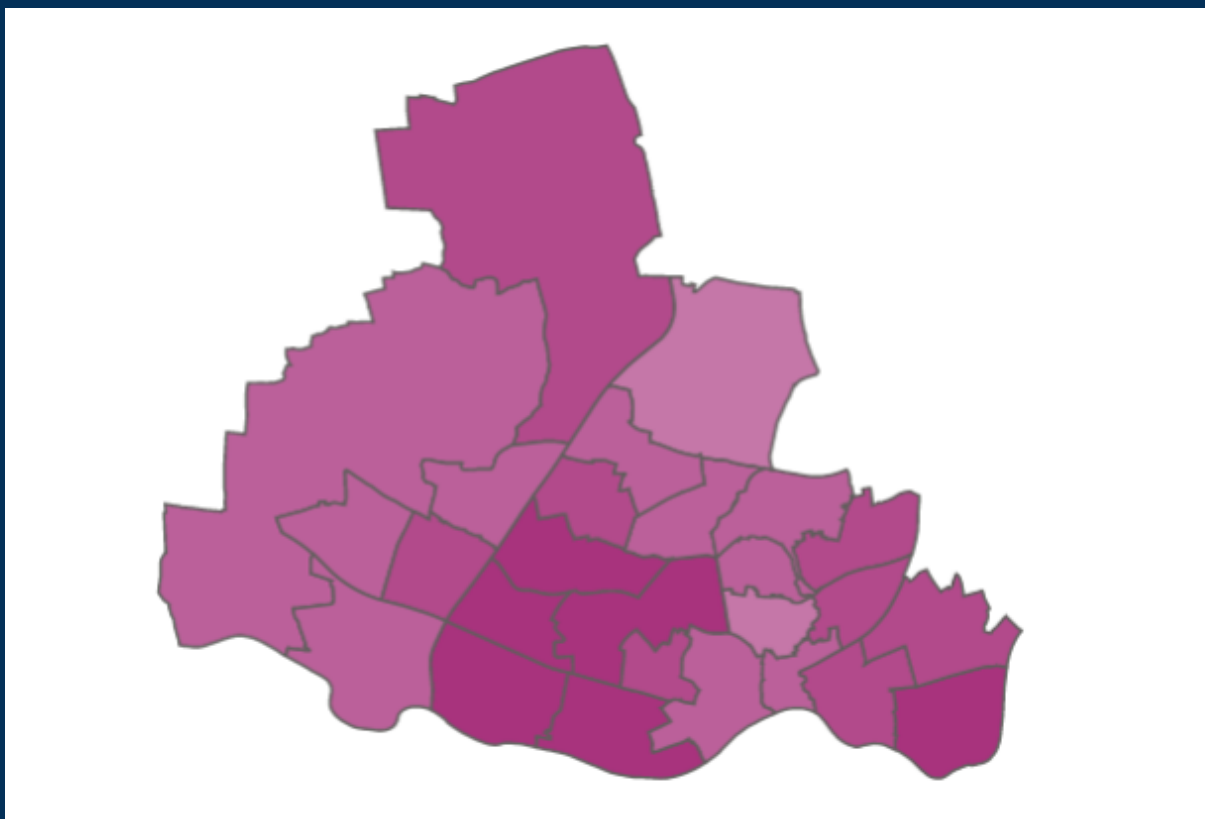
↑ LA7 1228

↓ North East 1127


↓ England 987

*arrows show whether figure is up, down or the same as the previous day. Figures are accurate at time of publishing and based on national Public Health England data.

Case rate by ward



Map indicator Adjusted 14-day rate per 100k population to 22 January 2022



Vaccinations

Newcastle
25 January

First dose	221.5k
Second dose	202.8k
Booster or third dose	147.9k

Hospital

Data (UK)

16,594

Total number COVID-19 patients in hospital in UK as of 25 January

Deaths

Newcastle residents

7 days to 14 January	
Total	45
Cause: COVID-19	6
7 days to 7 January	
Total	38
Cause: COVID-19	2