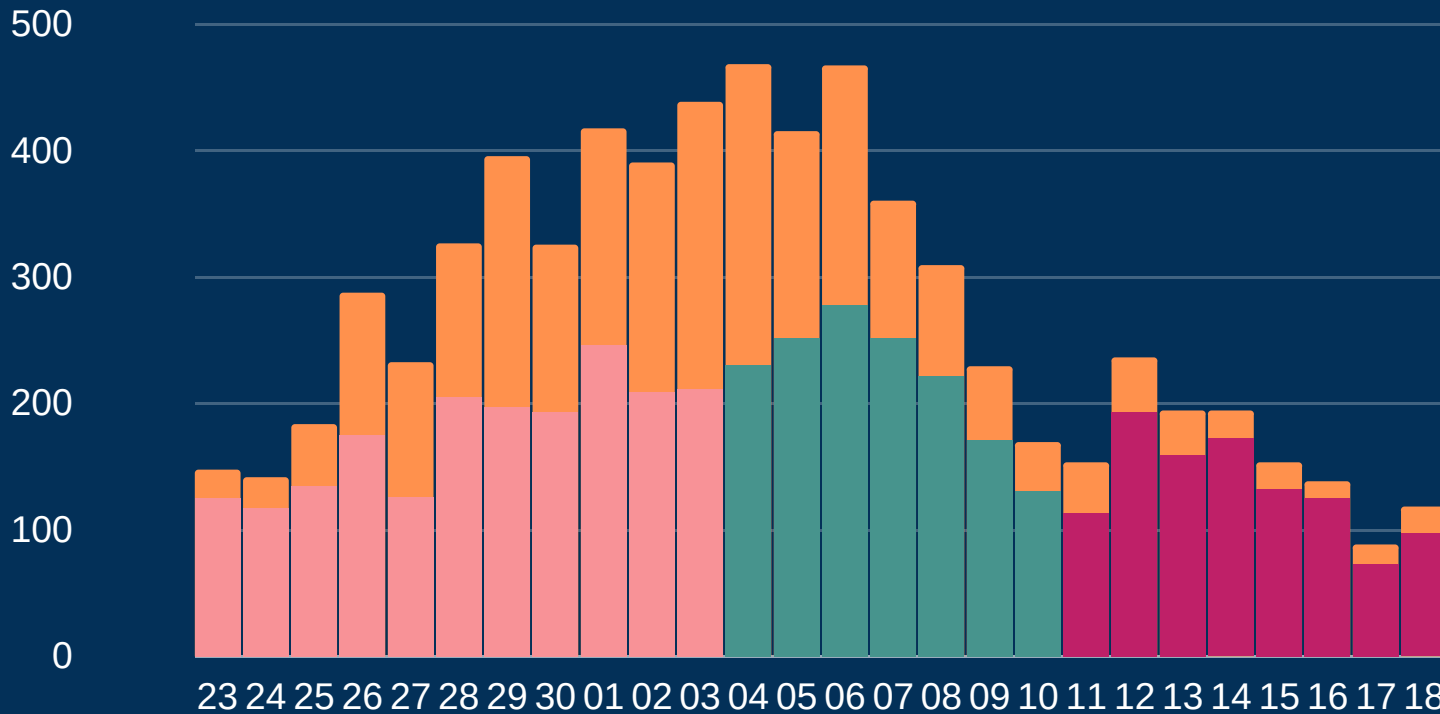




Newcastle COVID cases

Total daily cases



September - October

Figures based on provisional data





This represents where positive cases are registered to a GP at an 'alternative address' to the Newcastle address given when getting tested. This will include some students who are registered with GPs at their parents' address.

Thursday 22 October 2020

	New cases in last 7 days	891	1041
	New cases in previous 7 days	1353	1916

Case rate per 100,000 population

	Newcastle	294	344
	North East	281	
	England	175	

*arrows show whether figure is up, down or the same as the previous 7 days. Figures are accurate at time of publishing and based on national Public Health England data.