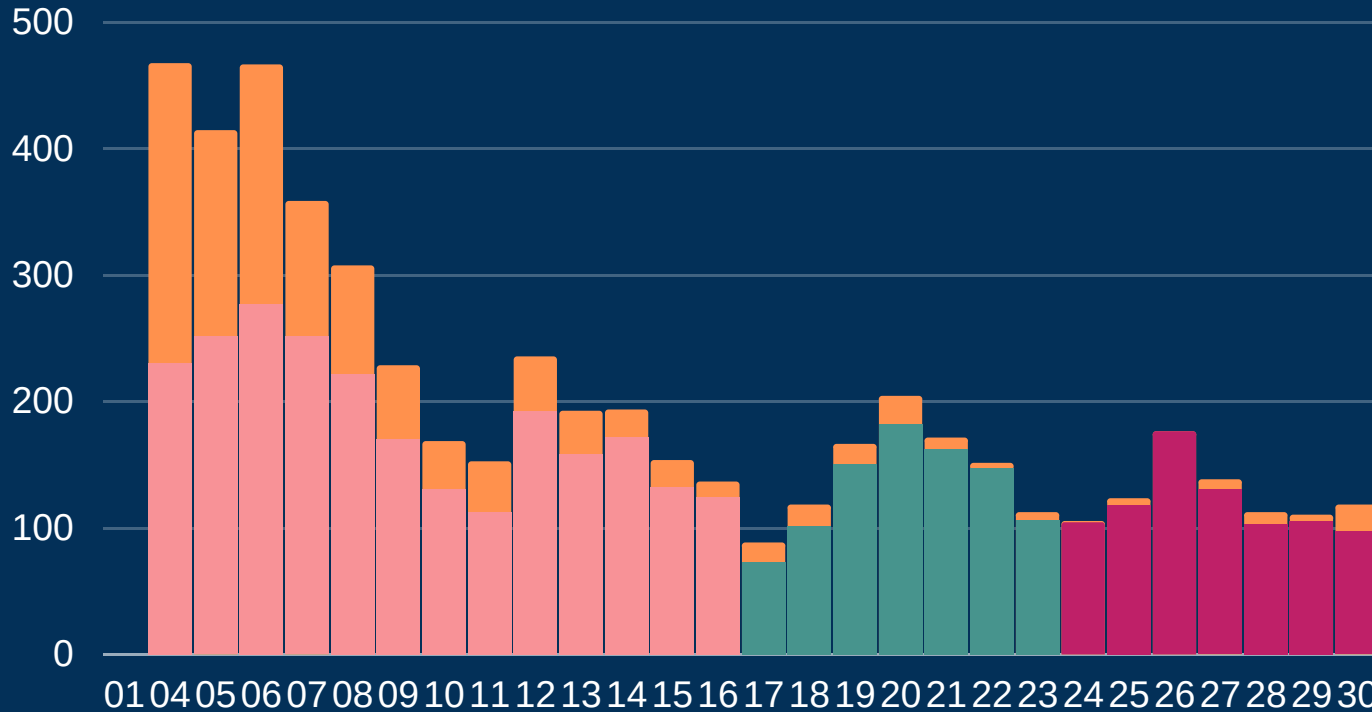


Newcastle COVID cases

Total daily cases



October

Figures based on provisional data






This represents where positive cases are registered to a GP at an 'alternative address' to the Newcastle address given when getting tested. This will include some students who are registered with GPs at their parents' address.

Monday 02 November 2020

	New cases in last 7 days	826	873
	New cases in previous 7 days	914	1003

Case rate per 100,000 population

	Newcastle	273	288
	North East	267	
	England	212	

*arrows show whether figure is up, down or the same as the previous 7 days. Figures are accurate at time of publishing and based on national Public Health England data.